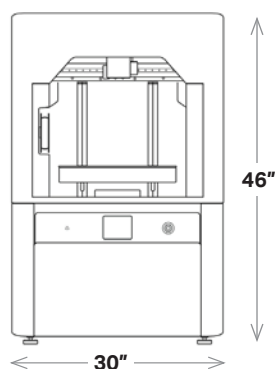


FX10 (Composite)

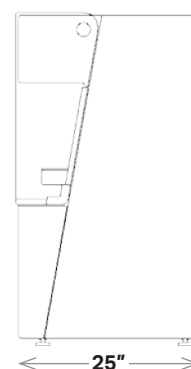
The FX10 matches the part strength, surface finish, and reliability of our Industrial machines with a next-generation sensor package and flexible modular system design which enables users to upgrade to a metal printing engine. The heated print chamber and automated spool changeover let you print large, high-quality parts, while its laser micrometer and onboard vision module capture detailed composite part images for precise calibration, inspection, and verification.

Composite Printer Properties	Process	Composite Fused Filament Fabrication, Continuous Fiber Reinforcement
	Build Volume	375 x 300 x 300 mm (14.8 x 11.8 x 11.8 in)
	Weight	122 kg (270 lbs)
	Machine Footprint	760 x 640 x 1200 mm (30 x 25 x 46 in)
	Temperature Control	Heated chamber reaches up to 60°C ready-state
	Print System	Direct-drive print head with two nozzles (one plastic, one fiber), automatic material changeover
	Power	100-120 VAC 12A / 15A 200-240 VAC 6A / 8A
	Safety	UL 2011/CSA C22.2#301 certified, CE Marked, EU Machinery Directive compliant
Materials	Plastics	Onyx®, Onyx FR, Onyx ESD, Nylon White, Nylon White FS
	Continuous Fibers	Carbon Fiber, Carbon Fiber FR
Part Properties	Layer Height	125 µm minimum, 250 µm maximum
Software	Eiger™	Secure digital library, powerful slicer, and printer management (premium options available at cost)
	Inspection	Laser micrometer and vision module scan parts for accuracy
	Security	Two-factor authentication, org admin access, single sign-on, MFP print files encrypted by default and tamper resistant
	Connectivity	Eiger connection and over-the-air updates via wi-fi and Ethernet

FRONT VIEW



SIDE VIEW



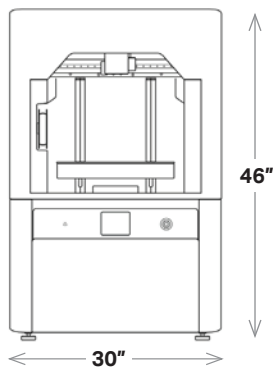
* All specifications are approximate and subject to change without notice. Support for print materials and layer heights will be added over time, though not in every combination. Vision Module will not ship with the first FX10 units but will be included as an upgrade.

FX10 (Metal)

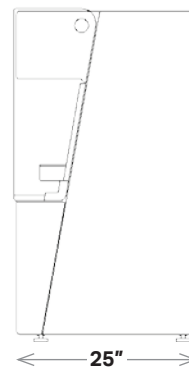
The FX10 is built with a modular system architecture which allows users to unlock metal print mode with a simple swap of the print engine. With the additional purchase of a Metal Kit, the FX10 becomes the world's first industrial metal and composite printer. Reliably print composite and metal parts to drive superchare manufacturing and productivity on your factory floor. Metal enabled FX10 printers will need a Wash-1 and a Sinter-1 or Sinter-2 to wash and sinter green parts into production-ready metal parts.

Metal Printer Properties	Process	Metal Fused Filament Fabrication
	Build Volume	375 x 300 x 300 mm (14.8 x 11.8 x 11.8 in)
	Weight	122 kg (270 lbs)
	Machine Footprint	760 x 640 x 1200 mm (30 x 25 x 46 in)
	Temperature Control	Heated chamber reaches up to 60°C steady-state
	Print System	Swappable metal print engine includes metal print head, material routing block, and material tubing. Automatic material changeover
	Power	100-120 VAC 12A / 15A 200-240 VAC 6A / 8A
	Safety	UL 2011/CSA C22.2#301 certified, CE Marked, EU Machinery Directive compliant
	Materials	Metals
Part Properties	Layer Height	127 µm post-sinter
	Maximum Part Size	292 x 132 x 131mm, (11.5 x 5.2 x 5.15 in), 10kg
Software	Eiger™	Secure digital library, powerful slicer, and printer management (premium options available at cost)
	Security	Two-factor authentication, org admin access, single sign-on, MFP print files encrypted by default and tamper resistant
	Connectivity	Eiger connection and over-the-air updates via wi-fi and Ethernet

FRONT VIEW



SIDE VIEW



* All specifications are approximate and subject to change without notice. Support for print materials and layer heights will be added over time, though not in every combination. Vision Module will not ship with the first FX10 units but will be included as an upgrade.